

TEL. 9575997, 9567298, 9554725

## JANATA BANK LIMITED

For Previous Rate Sheet Click

PABX-575,

TREASURY DEPARTMENT

<https://goo.gl/URA0t4>

FAX NO. 88 02 9550438, 9564644

HEAD OFFICE, DHAKA

Exchange Rate Circular - 203

INDICATIVE

DATE : 26 Oct 2017

EFFECTIVE DATE: 26-28 October '17

Thursday

A) CROSS RATES OF SYD, TOK, HKG &amp; S.E. ASIAN FX MARKETS AS ON 26/10/2017

	GBP/USD	EUR/USD	USD/JPY	USD/C.DLR	USD/S.FRA	AUD/USD
SELLING	1.3270	1.1830	113.4500	1.2782	0.9885	0.7715
BUYING	1.3267	1.1828	113.4700	1.2786	0.9887	0.7713

B) JANATA BANK LTD'S CASH CURRENCY &amp; T.C TO PUBLIC TK PER UNIT OF FOREIGN CURRENCY

SELLING	CURRENCY	BUYING	SELLING	CURRENCY	BUYING
82.8000	US Dollar	81.8000	22.0000	Saudi Riyal	21.0000
109.9000	G. B. Pound	105.8000	22.5000	UAE. Dirham	21.5000
98.5000	Euro	94.6000	19.9000	MAL. Ringit	18.9000
61.0000	Sing. Dollar	60.0000	1.3000	Indian Rupee	1.2500

CASH SELLING AND BUYING RATES FOR ALL OTHER CURRENCIES WILL

BE SAME AS SELLING T.T. &amp; O.D AND BUYING O.D. TRANSFER

SELLING		NAME OF CURRENCY	BUYING			
T.T. & O.D.	B.C.		T.T. CLEAN	T.T. DOC	O.D. SIGHT EXP. BILLS	O.D. TRANSFER
81.8000	81.8500	US Dollar	80.8500	80.7600	80.6200	80.3300
109.2386	109.2785	G. B. POUND	106.8841	106.7647	106.4521	106.1194
97.5502	97.5857	EURO	95.0584	94.9520	94.5733	94.3945
0.7218	0.7221	JP. YEN	0.7120	0.7112	0.7091	0.7070
64.5126	64.5361	CAN. DLR	63.1863	63.1159	62.9316	62.7473
83.2693	83.2997	SWISS. FRANC	81.7134	81.6223	81.3840	81.1456
63.6179	63.6410	AUS. DLR	62.3133	62.2439	62.0622	61.8804
10.5688	10.5727	H.K. DLR	10.3544	10.3428	10.3126	10.2824
60.6413	60.6633	SING. DLR	59.4000		59.1606	58.9874
2.4897	2.4906	THI. BAHT	2.4378		2.4280	2.4209
19.4849	19.4920	MAL. RINGIT	19.0767		18.9999	18.9442
22.4515	22.4597	UAE. DIRHAM			21.9058	21.8416
21.9882	21.9962	SAUDI RIYAL			21.4555	21.3900
21.9017	21.9097	QATAR RIYAL				21.1128
264.9108	265.0101	KUWAIT DINAR				255.0000
218.7790	218.8586	BAHRAIN DINAR				211.4476
12.4338	12.4384	CHINESE YUAN				12.0956

D) USANCE RATE:	30 DAYS	60 DAYS	90 DAYS	120 DAYS	150 DAYS	180 DAYS
US Dollar	80.2684	79.7968	79.3251	78.8535	78.3819	77.9103
G. B. POUND	105.8286	105.2051	104.3144	103.9581	103.3346	102.7112
EURO	94.0188	93.4643	92.6721	92.3553	91.8008	91.2463


E) FORWARD RATE:		1 MONTH	2 MONTHS	3 MONTHS	6 MONTHS	1 YEAR
SELLING	US Dollar	82.0897	82.3794	82.6691	83.5383	0.0000
BUYING	US Dollar	81.1027	81.3553	81.6080	82.3659	0.0000

F) NFCD INTT RATE: EFFECT:	16.10.17 to 31.10.17	1 MONTH	3 MONTHS	6 MONTHS	12 MONTHS
US Dollar		0.98667	1.10333	1.28433	1.56289
G. B. POUND		0.04238	0.12375	0.27619	0.49400
EURO		0.00000	0.00000	0.00000	0.00000


G) LIBOR AS ON 25/10/2017, 60 DAYS 1.30723 90 DAYS 1.37446 180 DAYS 1.56219

H) INDICATIVE RATE OF 01 SDR, USD WITH NTL, CUR OF ACU MEMBERS AS IMF RATE 20/10/17	IN. RS	N. RS	SL. RS	PK. RS	'BD TK	USD
USD 1	64.9852	104.0600	153.6977	105.4233	81.3300	
SDR 1	91.6985	146.8358	216.8779	148.7595	114.7622	1.4111


Rates mentioned in row C, D, E and F are applicable only for bank's own customers.




Md. Tufail Ahmed  
Officer  
Prepared by



A.S.M. Omar Faruq Khan  
SPO  
Checked By



Md. Mokhlesur Rahman  
SPO  
Authorised Signature



M.M Awrangzeb  
AGM  
Authorised Signature